

2023

# Preschool Annual Report



**Paradise Kindergarten**

Charmaine Suares Howard  
Department for Education  
2/20/2023



2023 annual report to the Community

# Paradise Kindergarten

Paradise Kindergarten number: 4629

Partnership: Campbell



Preschool director:

Charmaine Suares Howard

Signature

Date of endorsement:

20/02/2024



# Context Statement

Information about Paradise Kindergarten is available on the centres website, as well as the Australian Childrens Education and Care Quality Authority (ACECQA) website.

## Preschool Attendance

	Term 1	Term 2	Term 3	Term 4
2020 centre	92.3%		88%	95.8%
2021 centre		93.3%	93.6%	88%
2022 centre	88.4%	88%	87.8%	87.5%
2023 centre	88%	83.2%	91.5%	89.4%
2020 state	89.1%		84.6%	85.8%
2021 state		85.3%	87.1%	84.5%
2022 state	83.6%	77.6%	77.9%	77.8%
2023 state	85.4%	82.9%	83.4%	81.4%

Based on attendances recorded in the two-week reference period each term. Data for eligible enrolments as described in the department's Enrolment policy. Attendance rates may differ to previous reporting with the transfer from calculations based on deemed attendance to actual attendance using booked hours divided by attended hours. Data Source: Department for Education Attendance Data, Semester 1 Report 2023. A blank cell indicates there we no students enrolled.

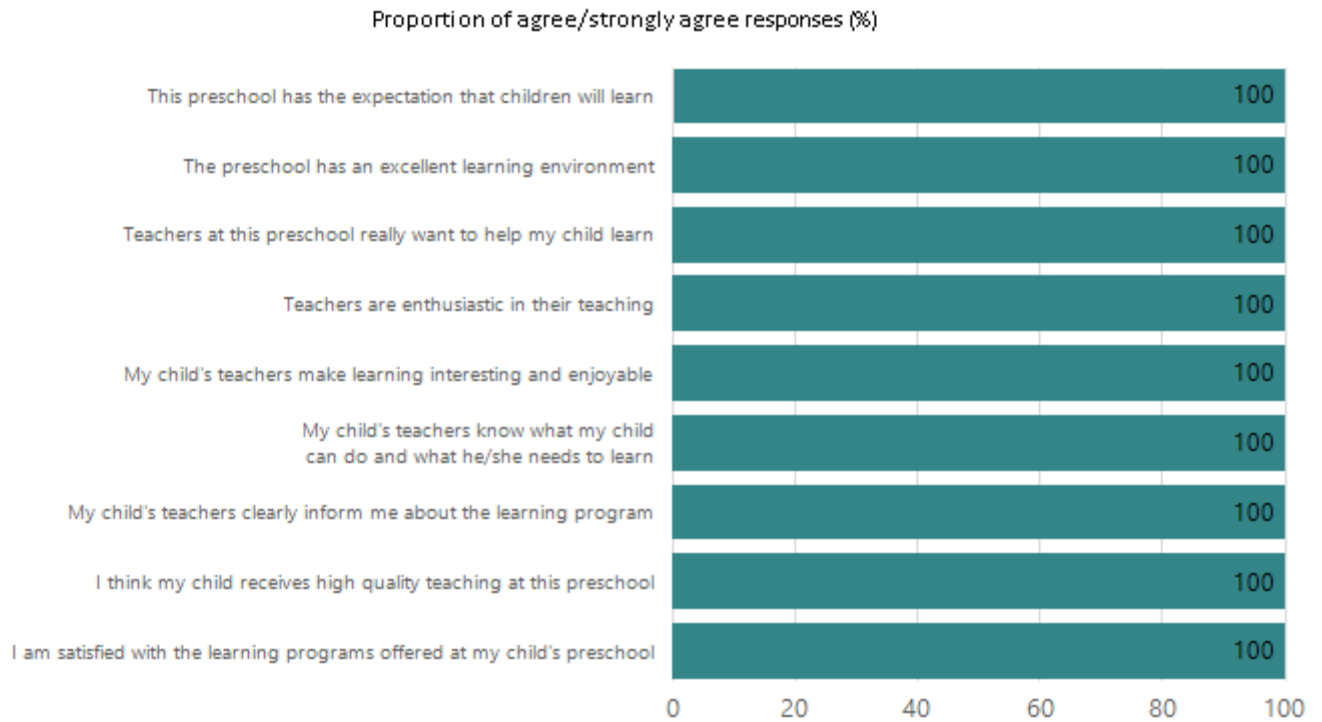
Note: Term 2 2020 data may not be available for all preschools.

## Attendance Comment

In South Australia, preschool attendance is not compulsory, but it is strongly encouraged. Preschool gives children the best opportunity to develop skills, which prepare them for school. These benefits include establishing positive routines and habits, friendships and connections as well as developing communication, problem-solving and creative skills. All children are entitled to access a preschool program over 4 terms the year before they start school.

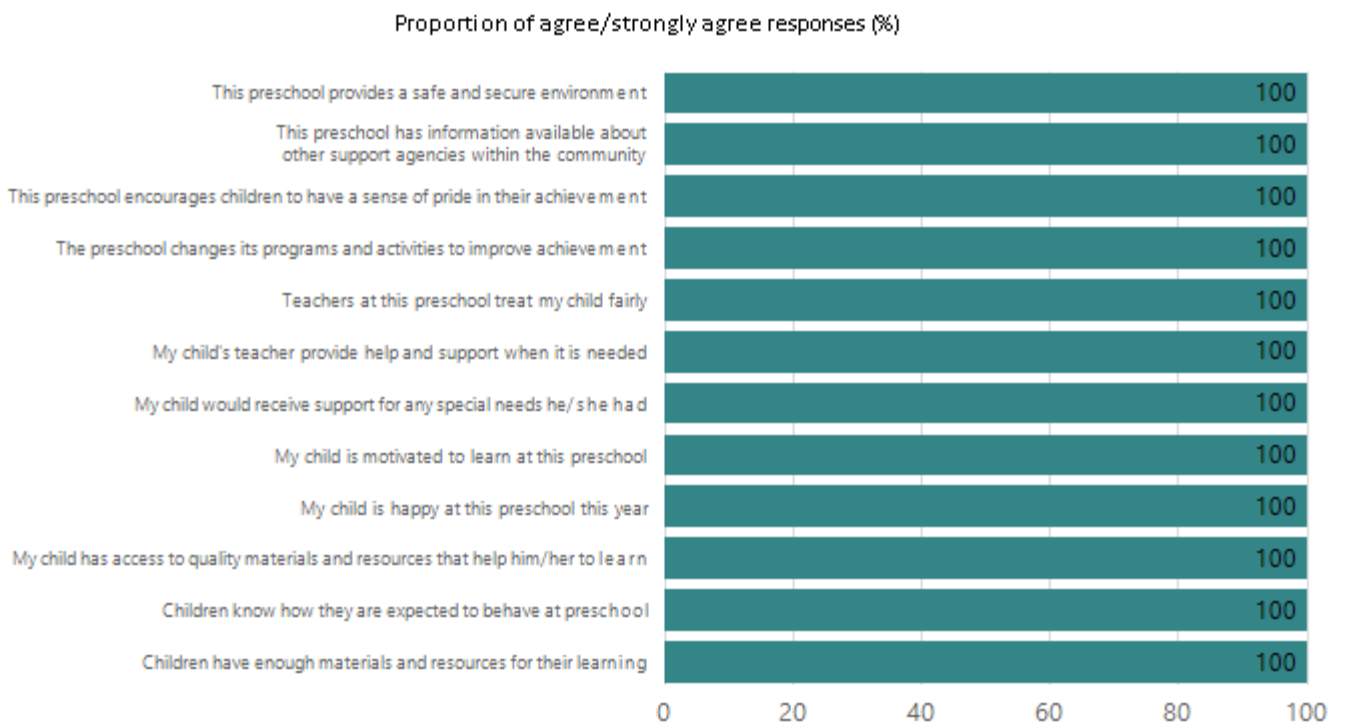
# Preschool Family Opinion Survey

## Quality of Teaching and Learning



Data Source: 2023 Department for Education Preschool Family Opinions Survey, Term 3 2023.

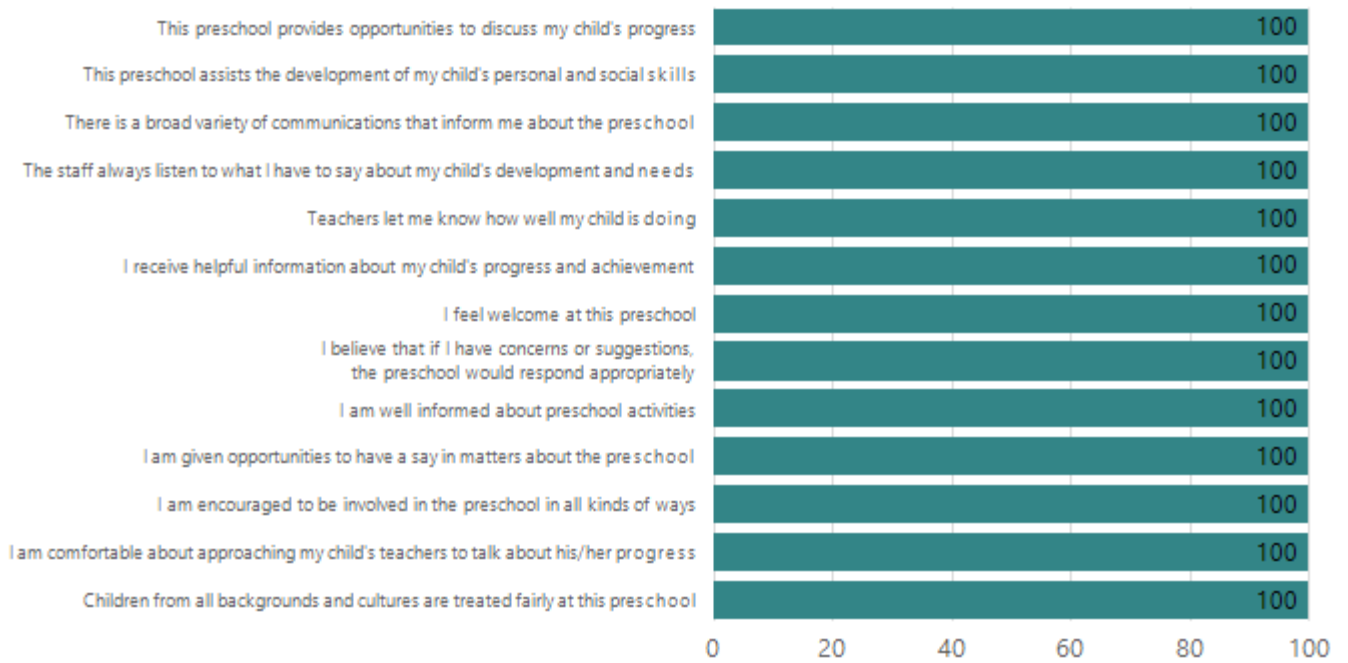
## Support of Learning



Data Source: 2023 Department for Education Preschool Family Opinions Survey, Term 3 2023.

# Relationships and Communication

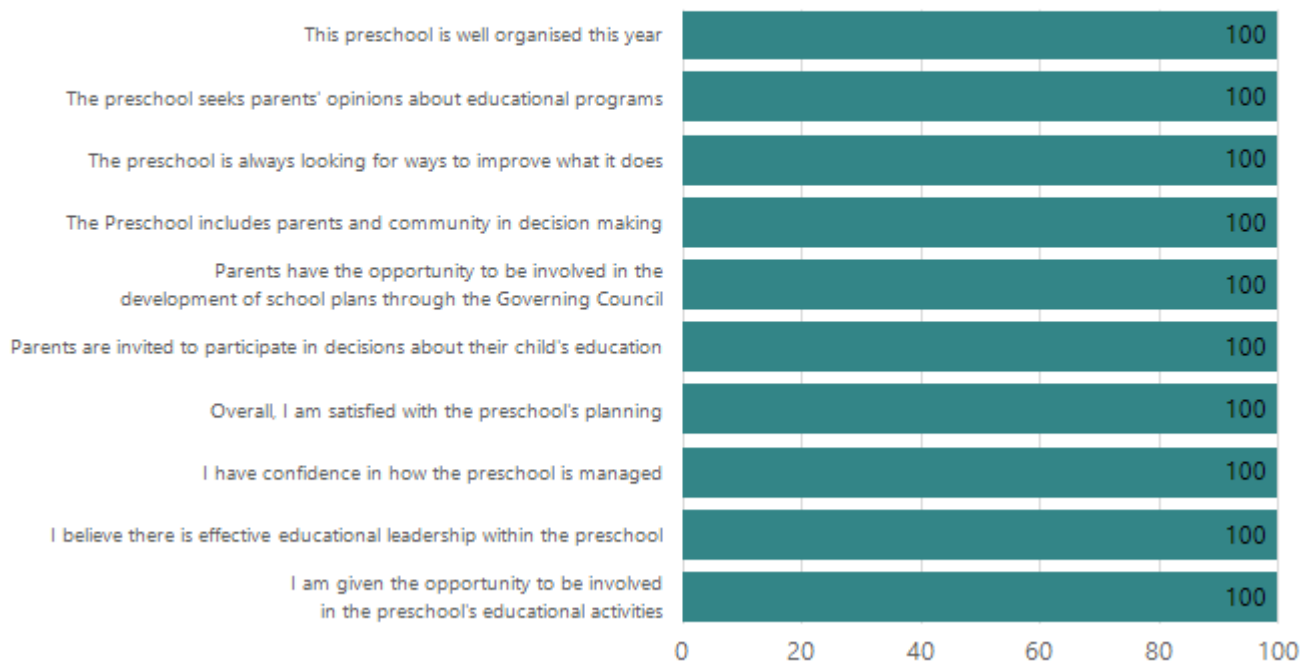
Proportion of agree/strongly agree responses (%)



Data Source: 2023 Department for Education Preschool Family Opinions Survey, Term 3 2023.

# Leadership and Decision Making

Proportion of agree/strongly agree responses (%)



Data Source: 2023 Department for Education Preschool Family Opinions Survey, Term 3 2023.

## Destination Schools

Feeder Schools (Site number - Name)	2021	2022	2023
1028 - Charles Campbell College			5.1%
1043 - East Marden Primary School	43.6%	36.7%	54.2%
1228 - Felixstow Primary School	5.5%	4.1%	
8003 - Heritage College Inc			3.4%
8031 - Sunrise Christian School Paradise	3.6%		
9088 - St Pius X School	5.5%	4.1%	8.5%
9999 - Unknown	27.3%	38.8%	23.7%

Note: The data is collected in term 3. It does not reflect actual schools enrolled in by existing preschool children. A blank cell indicates there was no data for students enrolled.

Data Source: Department for Education Destination Data Report, 2023.

## Highest Qualifications held by the teaching workforce and workforce composition

**All teachers at this school are qualified and registered with the SA Teachers Registration Board.**

Qualification Level	Number of Qualifications
Bachelor's degrees or Diplomas	1
Postgraduate Qualifications	2

Data Source: Data extracted from Mandatory Workforce Information Collections as on the last pay date of June 2023. As self-reported by staff in the system.

Please note: Data includes staff who are Actively employed and on extended paid leave. Please note only the highest qualification of the Teaching staff is reported. Excludes any number of other certifications earned.

### Workforce composition including indigenous staff

	Teaching Staff		Non-Teaching Staff	
	Indigenous	Non-Indigenous	Indigenous	Non-Indigenous
Full-Time Equivalents	0.0	2.4	0.0	0.8
Persons	0.0	3.0	0.0	1.0

Data Source: Data extracted from Mandatory Workforce Information Collection as on the last pay date of June 2023.

Please note: Data includes staff who are actively employed and on extended paid leave. "Indigenous category" is self-reported by staff in the system.

# Financial Statement

Funding Source	Amount
Grants: State	476912
Grants: Commonwealth	NIL
Parent Contributions	38668
Fund Raising	NIL
Other	NIL

Data Source: School supplied data.

## Governing Council Report

Hello everyone, My name is Ali. I'm Sam's Dad and the chair of the governing council. I would like to start with saying thank you to the people who have made this place safe, beneficial and fun for our children. Charmaine, Sas, Lisa and Lorinda on behalf of all parents I express my gratitude to you for the dedication that you have had towards educating our children and for your kindness as well. Please give them a round of applause. Next, I would like to share some of my experience as a member of the governing council with you. What I would call behind-the-scene experience. I have witnessed how motivated and dedicated the educators at Paradise Kindy have been working to make our children feel belonged, valued and supported but independent from the first day till now. It is great to have a closer look at how this place in running, how our children are going in here and how they are progressing in their early educational journey. Last but not least, I would like to invite those who are going to stay here for another few months next year to join the governing council. It will definitely help you to get better understanding of your child's education. Thank you.